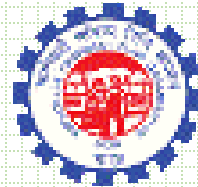


UNIVERSAL ACCOUNT NUMBER (UAN)



Employees' Provident Fund Organisation

FEATURES

- UAN to act as an umbrella for the multiple Member IDs allotted to the same individual.
- UAN to be allotted by EPFO.
- Initially UAN has been allotted to all the 4.17 crores EPF Members IDs whose contribution was received between 01st January to 30th June 2014.
- Subsequent UAN will be allotted by EPFO to new Members on the declaration of new membership by Employer.
- Employer to Tag Member ID with UAN
- KYC details to be seeded with every UAN.
- AADHAR, PAN and Bank A/C No. are Primary KYCs.

FEATURES : Available at

The screenshot displays the homepage of the Employees' Provident Fund Organisation (EPFO). The browser's address bar shows the URL <http://www.epfindia.com/>. The page features a blue header with the EPFO logo and the text "Employees' Provident Fund Organisation (A Statutory Body under Ministry of Labour & Employment, Government of India)". A navigation menu includes links for Home, Recruitment, Tenders, Auctions, International Workers, Contact us, FAQ, Dashboard, and EPFAT. A secondary menu highlights "EPFO - UAN SERVICES" with a "new" badge, along with other options like "EPFO - IN THE NEWS", "EPFO's PRESS RELEASE", "EPFO - New Initiatives", and "Grievance Redressal Mechanism".

On the left side, there is a vertical menu with links such as "Meet CPFC", "EPFO Directory", "About us", "Downloads", "Legal / Rule Provisions", "Operational Statistics", "RTI Act 2005", "Citizen's Charter", "NATRSS & ZTIs", "Related sites", "Regional sites", and "For EPF Office Use".

The main content area is divided into two sections: "FOR EMPLOYEES" and "FOR EMPLOYERS". The "FOR EMPLOYEES" section lists several services, with "Online Transfer Claim Portal (OTCP)" highlighted with a "new" badge and a red circle. Other services include "Member Portal (Download your E-Passbook)", "Know Your claim status", "Know Your EPF Balance", "EPFIGMS (Register your Grievance)", "Establishment search (Also View Remittances & Member Name) [Help - How to Use]", and "Locate an EPFO Office".

The "FOR EMPLOYERS" section lists services such as "Online Registration of Establishment (OLRE Portal)", "Register for Training for UAN at Zonal Office / Centres", and "Online ECR/Challan Submission".

At the bottom right, there is a "Photogallery [view full gallery]" section with a photo of a building, and a "Latest News" section.

The Windows taskbar at the bottom shows various application icons, including Internet Explorer, File Explorer, and Microsoft Office applications. The system tray on the right indicates the language is set to "ENG INTL" and the date is "30-Jul-14".

FEATURES : Available at

http://www.epfindia.com/UAN_Services.html

UAN Services

Online Transfer Claim Portal

Welcome to Rediffmail:

इस पुस्तिका ऑनलाइन ट्रांसफर दावा पोर्टल में शामिल यूएन काया जिस पिछले रोजगार के संबंध के मामले में फॉर्म 11 का पूरा करना / यूएन / नए सदस्य के पहले रोजगार तथा केवाईसी प्रबंधन करने के लिए नियोजक को सुविधा प्रदान करता है. यूएन और केवाईसी के संबंध में अन्य गतिविधियों को भी नियोजक और कर्मचारियों की सुविधा के लिए उपयोगकर्ता के अनुकूल तरीके से इस पुस्तिका में समझाया गया है.

User Manual on UAN functions in OTCP and UAN Driven Member Portal may be downloaded by clicking a hyperlink given below. This manual provides the details of UAN functions incorporated in the Online Transfer Claim Portal **to facilitate employer to complete Form-11 in terms of linkage of previous employment / UAN / First Time Employment of new members and manage KYC**. The other activities to facilitate employer as well as employee in respect of UAN & KYC are also explained in this manual in user friendly manner.

नियोजक ध्यान दें / Kind Attention Employers :

केवाईसी दस्तावेजों की स्कैन की गई छवियों को अपलोड करने की कोई जरूरत नहीं है. केवल टेक्स्ट फ़ाइल में जानकारी को यथाशीघ्र अपलोड करें.

There is no need of uploading scanned images of KYC documents. Only information in text file may be uploaded as early as possible.

नियोजकों के लिए / For Employers	सदस्यों के लिए / For Members
यूएन नियोजक पोर्टल / UAN Employer Portal	यूएन सदस्य पोर्टल / UAN Member Portal
ईसीआर पोर्टल पर पंजीकृत हर योगदान देने वाले सदस्य को यूएन के आर्बटन और बाद में केवाईसी उपलब्ध कराने के बारे में नियोजक को पत्र / Letter to Employer regarding Allotment of UAN to every contributing member registered on ECR portal and subsequent seeding of KYCs	
उपयोगकर्ता मैनुअल Ver1.1/ User Manual Ver 1.1	उपयोगकर्ता मैनुअल / User Manual
बल्क टेक्स्ट फाइल बनाने का सही तरीका / Correct Method to create Bulk Txt File	
अक्सर पूछे जाने वाले प्रश्न / Frequently Asked Questions (FAQs)	

ENG 04:50 PM
INTL 30-Jul-14

FEATURES : Available at

OTCP Login Page :

The screenshot shows a web browser window with the address bar displaying "employerclaimstest.epfoservices.in". The page header features the EPFO logo on the left, the text "Employees' Provident Fund Organisation, India (A statutory body under Ministry of Labour and Employment, Government of India)" in the center, and "ONLINE TRANSFER CLAIM PORTAL" on the right.

The main content area is divided into three sections:

- EMPLOYERS LOGIN:** Contains two input fields for "USER NAME" and "PASSWORD", each with a help icon. Below the fields is a "Sign In" button and a link for "Forgot password?".
- INSTRUCTIONS:** A text box containing a message to employers. It states that EPFO has introduced a new system for online submission of transfer claims to make the process transparent and efficient. It notes that members can submit claims through their current or previous employer. It also mentions that all claim requests can be viewed, verified, corrected, and approved online through this portal, and that a digital signature (Class II or above) is required for online submission.
- HIGHLIGHTS:** A list of key features:
 - View transfer requests from Members.
 - Verify details from your records.
 - Approve information using digital signature.
 - No need to send claim papers to EPF Office
 - Upto 3 authorised signatories can use the facility to verify and approve claim requests

The bottom of the image shows a Windows taskbar with various application icons and system tray information including "ENG INTL" and "07:52 PM 30-Jul-14".

PROCESS INVOLVED

PROCESS 1 : UAN DISSEMINATION

PROCESS 2 : KYC DOCUMENT DETAILS UPLOAD AND VERIFICATION

PROCESS 3 : UAN ALLOTMENT TO NEW MEMBERS (NOT HAVING UAN)

PROCESS 4 : TAGGING OF NEW MEMBER ID TO EXISTING UAN OF MEMBER

PROCESS 5 : MEMBER e-SEWA ACTIVATION

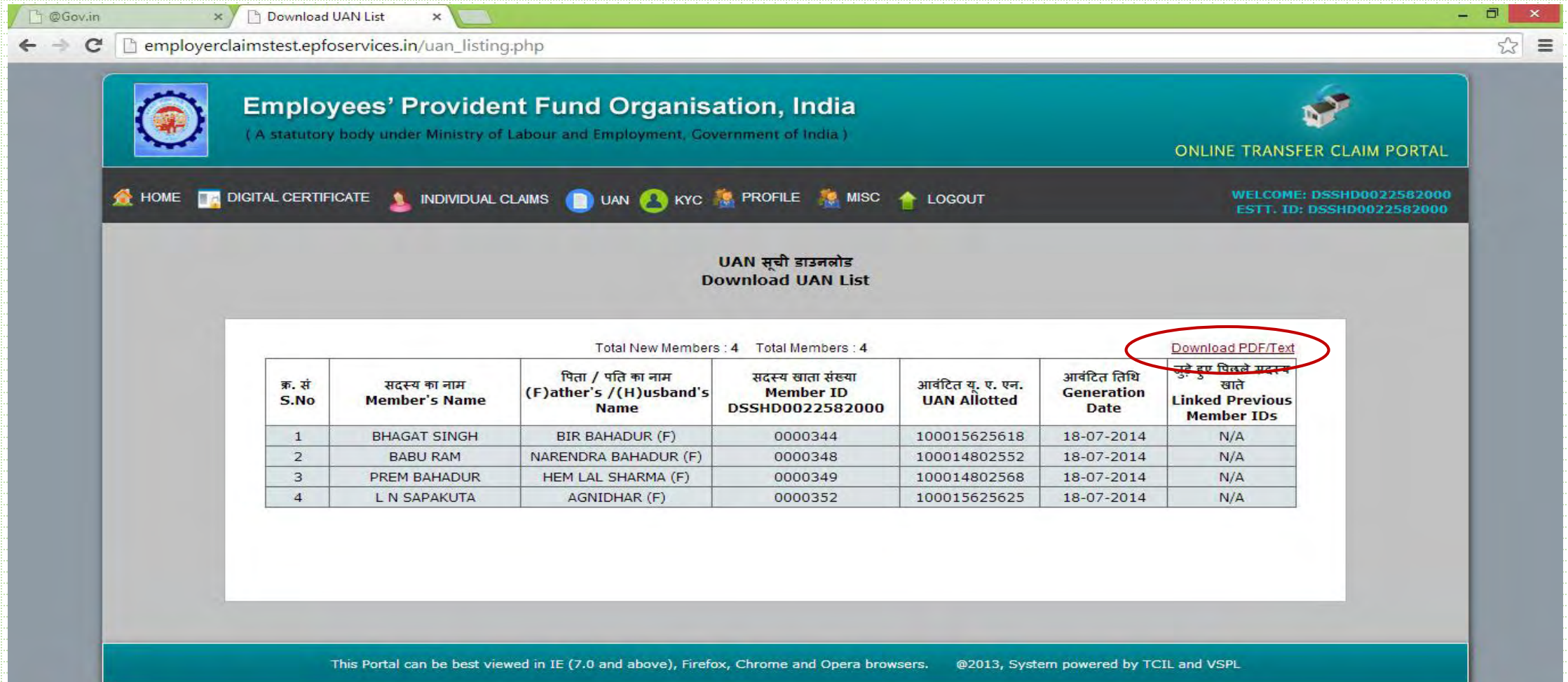
PROCESS 1: UAN DISSEMINATION

List of all the initially allotted UAN by EPFO has been made available under the UAN menu in OTCP. Employers to download the list and disseminate the UAN to its employees.

The screenshot displays the EPFO Online Transfer Claim Portal (OTCP) interface. The browser address bar shows the URL: `employerclaimstest.epfoservices.in/employer_home.php`. The page header includes the EPFO logo and the text "Employees' Provident Fund Organisation, India (A statutory body under Ministry of Labour and Employment, Government of India)". The navigation menu contains options: HOME, DIGITAL CERTIFICATE, INDIVIDUAL CLAIMS, UAN, KYC, PROFILE, MISC, and LOGOUT. The "UAN" menu is expanded, showing options: SEARCH UAN ID, CONFIRM PREVIOUS EMPLOYMENT, DOWNLOAD UAN LIST (highlighted with a red circle), and HISTORY PDFS. The main content area displays the user's establishment details: "Office of EPFO where your establishment is registered : LAXMINAGAR", "Claims Summary" (Total No. Of Individual Claims Pending : 0, Total No. Of Bulk Claims Pending : 0), and "Authorized Signatories" (Signatory Name : TEST CERTIFICATE SIFY, Designation : DIRECTOR, Valid Upto : 03-04-2016). The system tray at the bottom shows the time as 08:00 PM on 30-Jul-14.

PROCESS 1: UAN DISSEMINATION_(contd...)

On clicking the Download UAN List, the following screen will appear. Here employer can view the list as well as download PDF of UAN List.



Employees' Provident Fund Organisation, India
(A statutory body under Ministry of Labour and Employment, Government of India)

ONLINE TRANSFER CLAIM PORTAL

HOME DIGITAL CERTIFICATE INDIVIDUAL CLAIMS UAN KYC PROFILE MISC LOGOUT

WELCOME: DSSHD0022582000
ESTT. ID: DSSHD0022582000

UAN सूची डाउनलोड
Download UAN List

Total New Members : 4 Total Members : 4

क्र. सं S.No	सदस्य का नाम Member's Name	पिता / पति का नाम (F)ather's /(H)usband's Name	सदस्य खाता संख्या Member ID DSSHD0022582000	आवंटित यू. ए. एन. UAN Allotted	आवंटित तिथि Generation Date	Download PDF/Text जुड़े हुए पिछले सदस्य खाते Linked Previous Member IDs
1	BHAGAT SINGH	BIR BAHADUR (F)	0000344	100015625618	18-07-2014	N/A
2	BABU RAM	NARENDRA BAHADUR (F)	0000348	100014802552	18-07-2014	N/A
3	PREM BAHADUR	HEM LAL SHARMA (F)	0000349	100014802568	18-07-2014	N/A
4	L N SAPAKUTA	AGNIDHAR (F)	0000352	100015625625	18-07-2014	N/A

This Portal can be best viewed in IE (7.0 and above), Firefox, Chrome and Opera browsers. @2013, System powered by TCIL and VSPL

PROCESS 1: UAN DISSEMINATION_(contd...)

Once employer press the radio button 'Download PDF', five options will appear to download PDF as below:

The screenshot displays the Employees' Provident Fund Organisation, India website. The main header includes the EPFO logo and the text "Employees' Provident Fund Organisation, India (A statutory body under Ministry of Labour and Employment, Government of India)". The navigation menu contains links for HOME, DIGITAL CERTIFICATE, INDIVIDUAL CLAIMS, UAN, KYC, PROFILE, MISC, and LOGOUT. A welcome message for user DSSH00022582000 is visible in the top right.

The central content area shows a table with columns for "क्र. सं S.No" and "सदस्य Member". The table contains four rows of data:

क्र. सं S.No	सदस्य Member
1	BHAC
2	BA
3	PREM
4	L N S

Overlaid on this is a modal window titled "Download UAN PDF and Excel Files". It contains an important note: "Important Note: If the downloaded pdf file is not found to have correct EPFO logo/ images, you can request us to re-generate your pdf file. The button in the right column can be used for this purpose. Please re-request only if the images/ logo of EPFO is missing in the pdf file." Below the note is a table with two columns: "Click on the link to download file" and "PDF Regeneration Request".

Click on the link to download file	PDF Regeneration Request
UAN List (Ascending order of Member IDs)	<input type="button" value="Request to regenerate"/>
UAN List (Descending order of Member IDs)	<input type="button" value="Request to regenerate"/>
UAN List (Order by UAN Creation Date)	<input type="button" value="Request to regenerate"/>
UAN List (For distribution to Members)	<input type="button" value="Request to regenerate"/>
UAN List (Text File) (This text file shall be made available shortly.)	

At the bottom of the modal, there is a footer: "This Portal can be best viewed in IE (7.0 and above), Firefox, Chrome and Opera browsers. ©2013, System powered by TCE and v3PL".

PROCESS 1: UAN DISSEMINATION (contd...)

- The downloaded list will contain UAN allotted with Member ID, Member Name etc.
- Employer is requested to:
 - A. Perforate the list UAN wise.
 - B. Distribute the same to its employees and
 - C. Educate employees to activate their UAN based Member e-Sewa Account wherein various facilities would be provided to Members.

PROCESS INVOLVED

PROCESS 1 : UAN DISSEMINATION

PROCESS 2 : KYC DOCUMENT DETAILS UPLOAD AND VERIFICATION

PROCESS 3 : UAN ALLOTMENT TO NEW MEMBERS (NOT HAVING UAN)

PROCESS 4 : TAGGING OF NEW MEMBER ID TO EXISTING UAN OF MEMBER

PROCESS 5 : MEMBER e-SEWA ACTIVATION

PROCESS 2 : KYC DOCUMENT DETAILS UPLOAD AND VERIFICATION

- This KYC collection is the most important step of UAN and the quality of the services to the members will depend on the type of the KYC provided.
- KYC details are to provided by employer for all its employees and are to approved with digital signatures.
- An option has also been given to Members to upload their KYC details. The details provided are to be approved by employers with digital signatures.
- AADHAR, PAN and Bank A/C No. are Primary KYCs.
- Image of the document is not required, if uploaded by employer.
- Under the KYC menu in OTCP the following Options are available :-
 - A. Upload Bulk KYC Text File
 - B. Approve Bulk KYC Text File
 - C. Error List

PROCESS 2 : KYC DOCUMENT DETAILS UPLOAD AND VERIFICATION (contd.)

The Bulk KYC Upload file format

- File Names to include only alphabets and numbers. Special characters and space – Not allowed.
- Upload Text file size limit – 2 Mb.
- Bulk Text file format – exactly as per format given by EPFO.

```
A - Notepad
File Edit Format View Help
100015303806#~#A#~#252869528915#~##~#KETHA SRINIVAS#~##~#DSSHD0015477000
100015303796#~#P#~#ALJPS3474Q#~##~#VANDANA CHHABRA#~##~#DSSHD0015477000
100015303783#~#D#~#DL-0320120355673#~##~#AJAY RAWAT#~#14/08/2027#~#DSSHD0015477000
100015303777#~#B#~#100066194513#~#SBIN0007641#~#PADMAVATHY#~##~#DSSHD0015477000
100015303765#~#E#~#XVL1108950#~##~#PULKIT GUPTA#~##~#DSSHD0015477000
100015303754#~#A#~#252869528915#~##~#VANDAN #~##~#DSSHD0015477000
100015303749#~#P#~#ALJPS3474Q#~##~#VANDU#~##~#DSSHD0015477000
100015303731#~#D#~#DL-0320120355673#~##~#VANDS#~#21/11/2022#~#DSSHD0015477000
100015303720#~#B#~#100066194513#~#SBIN0007641#~#VRINDA#~##~#DSSHD0015477000
100015303712#~#E#~#XVL1108950#~##~#VIREN#~##~#DSSHD0015477000|
100015303708#~#A#~#252869528915#~##~#DHIREN#~##~#DSSHD0015477000
100015303691#~#P#~#ALJPS3474Q#~##~#SHASHWAT#~##~#DSSHD0015477000
100015303689#~#D#~#DL-0320120355673#~##~#SANJAY#~#18/10/2024#~#DSSHD0015477000
100015303670#~#B#~#100066194513#~#SBIN0007641#~#RAMU#~##~#DSSHD0015477000
100015303662#~#E#~#XVL1108950#~##~#RAJU#~##~#DSSHD0015477000
100015303658#~#A#~#252869528915#~##~#SONU#~##~#DSSHD0015477000
100015303643#~#P#~#ALJPS3474Q#~##~#VAISHNAVI#~##~#DSSHD0015477000
100015303636#~#D#~#DL-0320120355673#~##~#VISHAL#~#27/01/2015#~#DSSHD0015477000
100015303627#~#B#~#100066194513#~#SBIN0007641#~#VIKRANT#~##~#DSSHD0015477000
```

STEP 2: KYC DOCUMENT DETAILS UPLOAD AND VERIFICATION (contd..)

The KYC Menu in OTCP login

The screenshot displays the EPFO Online Transfer Claim Portal (OTCP) interface. The browser address bar shows the URL: `employerclaimstest.epfoservices.in/uan_listing.php`. The page header includes the EPFO logo and the text "Employees' Provident Fund Organisation, India (A statutory body under Ministry of Labour and Employment, Government of India)". The main navigation bar contains links for HOME, DIGITAL CERTIFICATE, INDIVIDUAL CLAIMS, UAN, KYC, PROFILE, MISC, and LOGOUT. A welcome message is displayed: "WELCOME: DSSHD0022582000 ESTT. ID: DSSHD0022582000".

The KYC menu is expanded, showing three options: "APPROVE BULK KYC PDF", "UPLOAD BULK KYC TEXT FILE" (highlighted with a red circle), and "ERROR LIST".

The main content area displays the following information:

- Establishment Name : CONNOINSEUR S DELIGHT
- Address : A-384 DEFENCE COLONY NEW DELHISOUTH
- Office of EPFO where your establishment is registered : LAXMINAGAR

Claims Summary

- Total No. Of Individual Claims Pending : 0
- Total No. Of Bulk Claims Pending : 0

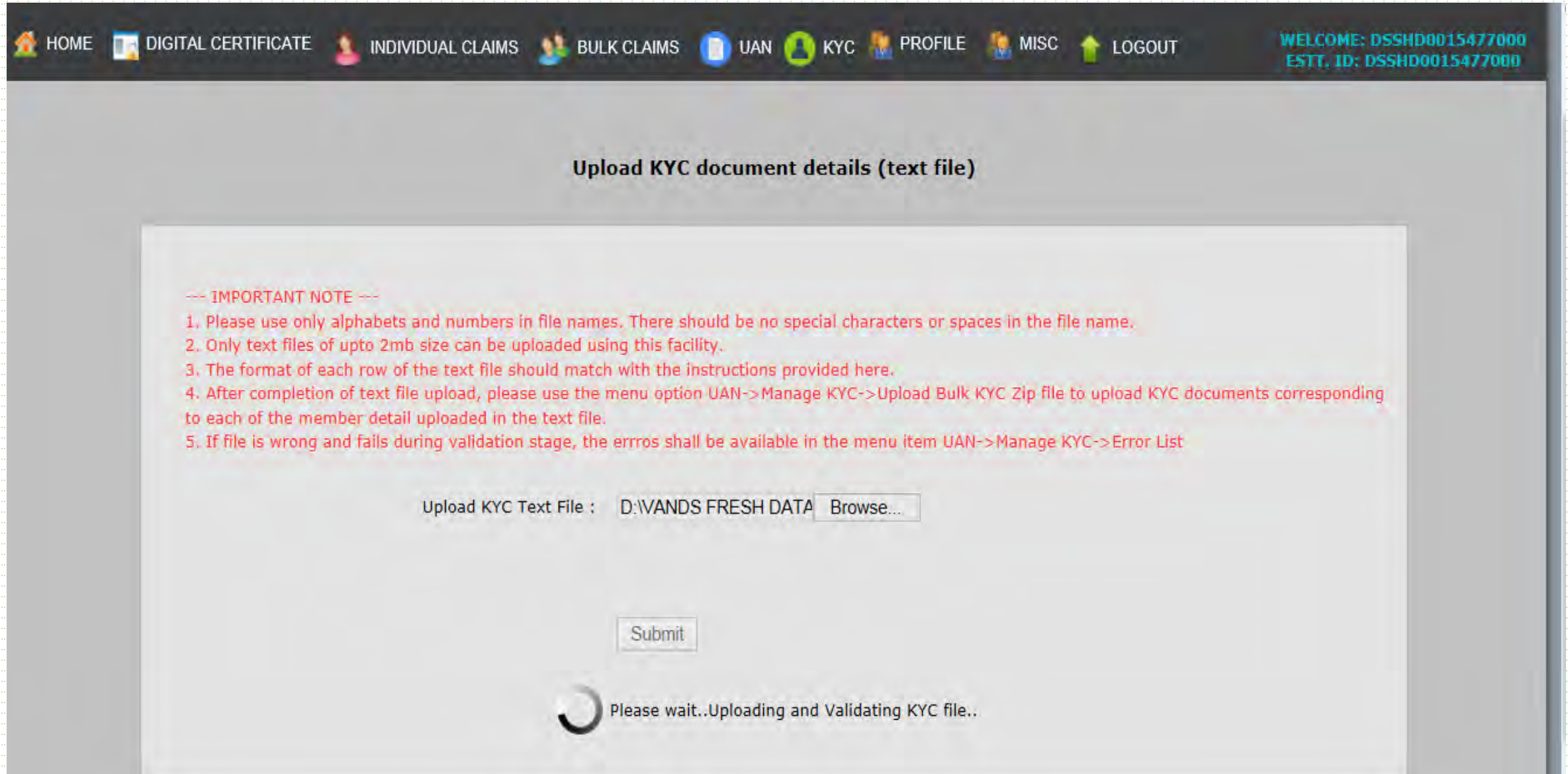
Authorized Signatories

- Signatory Name** : TEST CERTIFICATE SIFY
- Designation** : DIRECTOR
- Valid Upto** : 03-04-2016

The Windows taskbar at the bottom shows the system tray with the date and time: "ENG INTL 08:18 PM 30-Jul-14".

STEP 2: KYC DOCUMENT DETAILS UPLOAD AND VERIFICATION (contd..)

On clicking the Upload KYC, the following screen will appear.



The screenshot shows a web application interface for uploading KYC documents. At the top, there is a navigation bar with icons and labels for HOME, DIGITAL CERTIFICATE, INDIVIDUAL CLAIMS, BULK CLAIMS, UAN, KYC, PROFILE, MISC, and LOGOUT. On the right side of the navigation bar, it displays 'WELCOME: DSSHD0015477000' and 'ESTT. ID: DSSHD0015477000'. The main content area is titled 'Upload KYC document details (text file)'. Below the title, there is an 'IMPORTANT NOTE' section with five numbered instructions. The instructions are: 1. Please use only alphabets and numbers in file names. There should be no special characters or spaces in the file name. 2. Only text files of upto 2mb size can be uploaded using this facility. 3. The format of each row of the text file should match with the instructions provided here. 4. After completion of text file upload, please use the menu option UAN->Manage KYC->Upload Bulk KYC Zip file to upload KYC documents corresponding to each of the member detail uploaded in the text file. 5. If file is wrong and fails during validation stage, the erros shall be available in the menu item UAN->Manage KYC->Error List. Below the instructions, there is a text input field labeled 'Upload KYC Text File :' with the value 'D:\VANDS FRESH DATA' and a 'Browse...' button. Below the input field, there is a 'Submit' button. At the bottom, there is a loading indicator (a circular arrow) and the text 'Please wait..Uploading and Validating KYC file..'.

HOME DIGITAL CERTIFICATE INDIVIDUAL CLAIMS BULK CLAIMS UAN KYC PROFILE MISC LOGOUT


WELCOME: DSSHD0015477000
ESTT. ID: DSSHD0015477000

Upload KYC document details (text file)

--- IMPORTANT NOTE ---

1. Please use only alphabets and numbers in file names. There should be no special characters or spaces in the file name.
2. Only text files of upto 2mb size can be uploaded using this facility.
3. The format of each row of the text file should match with the instructions provided here.
4. After completion of text file upload, please use the menu option UAN->Manage KYC->Upload Bulk KYC Zip file to upload KYC documents corresponding to each of the member detail uploaded in the text file.
5. If file is wrong and fails during validation stage, the erros shall be available in the menu item UAN->Manage KYC->Error List

Upload KYC Text File : D:\VANDS FRESH DATA

 Please wait..Uploading and Validating KYC file..


PROCESS 2 : KYC DOCUMENT DETAILS UPLOAD AND VERIFICATION (contd..)

After Successful Upload of Text File. Approve the file from the KYC menu

The screenshot shows the EPFO Online Transfer Claim Portal interface. The browser address bar displays 'employerclaimstest.epfoservices.in/uan_listing.php'. The header includes the EPFO logo and the text 'Employees' Provident Fund Organisation, India (A statutory body under Ministry of Labour and Employment, Government of India)'. The main navigation bar contains links for HOME, DIGITAL CERTIFICATE, INDIVIDUAL CLAIMS, UAN, KYC, PROFILE, MISC, and LOGOUT. A 'WELCOME' message with user ID 'DSSHD0022582000' is visible. The 'KYC' menu is open, showing three options: 'APPROVE BULK KYC PDF' (highlighted with a red circle), 'UPLOAD BULK KYC TEXT FILE', and 'ERROR LIST'. Below the menu, the 'Establishment' details are shown: 'Establishment Name : CONNOINSEUR S DELIGHT', 'Address : A-384 DEFENCE COLONY NEW DELHISOUTH', and 'Office of EPFO where your establishment is registered : LAXMINAGAR'. The 'Claims Summary' section shows 'Total No. Of Individual Claims Pending : 0' and 'Total No. Of Bulk Claims Pending : 0'. The 'Authorized Signatories' section lists: 'Signatory Name : TEST CERTIFICATE SIFY', 'Designation : DIRECTOR', and 'Valid Upto : 03-04-2016'. The Windows taskbar at the bottom shows the system tray with the date '30-Jul-14' and time '08:18 PM'.

PROCESS 2 : KYC DOCUMENT DETAILS UPLOAD AND VERIFICATION (contd..)

The following screen will appear.



The screenshot shows the 'Employees' Provident Fund Organisation, India' portal. The page title is 'KYC File - Approve/Reject'. A table lists a single KYC file entry with a 'Signed KYC File' icon circled in red. The table has columns for S.NO., Tracking Id, Date & Time, Signed KYC File *, and Action. The Action column contains 'Approve' and 'Reject' buttons. A note above the table reads: '* Please check the KYC pdf file, If it is blank, kindly upload the KYC text file again.' The browser address bar shows 'employerclaimstest.epfoservices.in/employer_home.php'. The system tray at the bottom shows the date as 30-Jul-14 and time as 09:10 PM.

Employees' Provident Fund Organisation, India
(A statutory body under Ministry of Labour and Employment, Government of India)


ONLINE TRANSFER CLAIM PORTAL

HOME DIGITAL CERTIFICATE INDIVIDUAL CLAIMS UAN KYC PROFILE MISC LOGOUT

WELCOME: DSSHD0022582000
ESTT. ID: DSSHD0022582000

KYC File - Approve/Reject

* Please check the KYC pdf file, If it is blank, kindly upload the KYC text file again.

S.NO.	Tracking Id	Date & Time	Signed KYC File *	Action
1	1041407000039	30-07-2014 21:08:45		Approve Reject

This Portal can be best viewed in IE (7.0 and above), Firefox, Chrome and Opera browsers. ©2013. System powered by TCIL and VSP.

ENG INTL 09:10 PM 30-Jul-14

PROCESS 2 : KYC DOCUMENT DETAILS UPLOAD AND VERIFICATION (contd..)

The PDF is made in respect of the all the members for whom the member master is complete and will not have the members for whom some data such as DoB/DoJ etc is not available.

At least one signature has problems. Signature Panel

EMPLOYEES' PROVIDENT FUND ORGANISATION, LAXMINAGAR
(KYC details given in text file)

ESTABLISHMENT ID : DSSHD0015477000 Employer E-Sewa
NAME OF ESTABLISHMENT : ARNA HOUSE KEEPING SERVICES KYC UPLOADED **14/07/2014**
KYC Tracking ID : 1041407000017 **16:38:15**


MEMBERS' KYC DETAILS

Sl. No.	UAN	Member ID DSSHD0015477000	Document TYPE	Document Number	Employee Name	Document Expiry Date
1	100015303806	0006856	AADHAAR	252869528915	KETHA SRINIVAS	
2	100015303627	0006838	Bank Account Number / IFSC	100066194513 SBIN0007641	VIKRANT	
3	100015303636	0006839	Driving License	DL- 0320120355673	VISHAL	27/01/2015
4	100015303643	0006840	Permanent Account	ALJPS3474Q	VAISHNAVI	

PROCESS 2 : KYC DOCUMENT DETAILS UPLOAD AND VERIFICATION (contd..)

IF SATISFIED, APPROVE IT OTHERWISE REJECT IT.

The screenshot shows the 'Employees' Provident Fund Organisation, India' online transfer claim portal. The header includes the organization's logo and name, along with the text '(A statutory body under Ministry of Labour and Employment, Government of India)'. The navigation menu contains links for HOME, DIGITAL CERTIFICATE, INDIVIDUAL CLAIMS, BULK CLAIMS, UAN, KYC, PROFILE, MISC, and LOGOUT. The user is logged in as 'WELCOME: DSSHD0015477000' with 'ESTT. ID: DSSHD0015477000'. The main content area is titled 'KYC File - Approve/Reject' and contains a table with one row of data. The table has columns for SN, Tracking Id, Date & Time, Signed KYC File *, and Action. The 'Action' column contains 'Approve' and 'Reject' buttons, which are circled in red. A note above the table reads: '* Please check the KYC pdf file, If it is blank, kindly upload the KYC text file again.'

SN	Tracking Id	Date & Time	Signed KYC File *	Action
1	1041407000017	14-07-2014 16:38:18		<input type="button" value="Approve"/> <input type="button" value="Reject"/>

PROCESS 2 : KYC DOCUMENT DETAILS UPLOAD AND VERIFICATION (contd..)

Employers will have to digitally sign the PDF file by selecting signatory and sign with one of the given options and submit. Screenshot to this effect is given below:-

The screenshot shows the EPFO portal interface with a popup window titled "Digitally Sign KYC Details". The popup contains the following information:

- Establishment ID : DSSHD0022582000
- Tracking ID : 1041407000039
- Date & Time : 30-07-2014 21:08:45
- Signed KYC File :

Below the file information, there are two mandatory fields:

- Approved by* : Select Signatory (dropdown menu)
- Sign with* : Sign with .PFX file Sign with Your USB token

A "Submit" button is located below the sign with options. A note at the bottom of the popup states: "* Mark fields are mandatory".

In the background, the main portal header reads "Employees' Provident Fund Organisation, India" and "ONLINE TRANSFER CLAIM PORTAL". A table on the left shows tracking details:

S.NO.	Tracking Id
1	1041407000039

PROCESS 2 : KYC DOCUMENT DETAILS UPLOAD AND VERIFICATION (contd..)

If you press ok, following screen will appear :-

The screenshot displays the web interface of the Employees' Provident Fund Organisation, India. The header features the organization's logo and name, along with the text "(A statutory body under Ministry of Labour and Employment, Government of India)". The navigation menu includes options for HOME, DIGITAL CERTIFICATE, INDIVIDUAL CLAIMS, BULK CLAIMS, UAN, KYC, PROFILE, MISC, and LOGOUT. The user is logged in as DSSHD0015477000. The main content area shows the "KYC File - Approve/Reject" section with a message: "There Are No KYC File Pending for Approval".

Employees' Provident Fund Organisation, India
(A statutory body under Ministry of Labour and Employment, Government of India)

ONLINE TRANSFER CLAIM PORTAL

HOME DIGITAL CERTIFICATE INDIVIDUAL CLAIMS BULK CLAIMS UAN KYC PROFILE MISC LOGOUT

WELCOME: DSSHD0015477000
ESTT. ID: DSSHD0015477000

KYC File - Approve/Reject

There Are No KYC File Pending for Approval

PROCESS INVOLVED

PROCESS 1 : UAN DISSEMINATION

PROCESS 2 : KYC DOCUMENT DETAILS UPLOAD AND VERIFICATION

PROCESS 3 : UAN ALLOTMENT TO NEW MEMBERS (NOT HAVING UAN)

PROCESS 4 : TAGGING OF NEW MEMBER ID TO EXISTING UAN OF MEMBER

PROCESS 5 : MEMBER e-SEWA ACTIVATION

PROCESS 3: UAN ALLOTMENT TO NEW MEMBERS

On filling the ECR of the Month July 2014 onwards, the EPFO system will identify the new Member IDs for which the establishment is making payment. On identification of new Member IDs the system will throw back to employers the Member IDs for either declaring them as the first employment or tagging them with already allotted UAN.

The screenshot displays the 'Employees' Provident Fund Organisation, India' website. The header includes the organization's name and 'ONLINE TRANSFER CLAIM PORTAL'. The navigation menu contains 'HOME', 'DIGITAL CERTIFICATE', 'INDIVIDUAL CLAIMS', 'UAN', 'KYC', 'PROFILE', 'MISC', and 'LOGOUT'. The 'UAN' menu is expanded, showing options: 'SEARCH UAN ID', 'CONFIRM PREVIOUS EMPLOYMENT' (circled in red), 'DOWNLOAD UAN LIST', and 'HISTORY PDFS.'. The main content area shows the 'Office of EPFO where your establishment is registered : LAXMINAGAR' and a 'Claims Summary' section with 'Total No. Of Individual Claims Pending : 0' and 'Total No. Of Bulk Claims Pending : 0'. Below this is the 'Authorized Signatories' section with details: 'Signatory Name : TEST CERTIFICATE SIFY', 'Designation : DIRECTOR', and 'Valid Upto : 03-04-2016'. The browser address bar shows 'employerclaimstest.epfoservices.in/employer_home.php'.

PROCESS 3: UAN ALLOTMENT TO NEW MEMBERS (Contt...)

On clicking “Confirm Previous Employment” under the UAN Menu in OTCP, the following screen would come. In cases of first time employment select “First Time Employment” and submit. On submission, the EPFO would allot the UAN and disseminate the same to member through employer. The list of the UAN would be available to employers under the UAN Menu in OTCP

नये सदस्यों के रोजगार का सत्यापन Confirm Previous Employment of new Members

Note:

- Employers are requested to collect the declaration form ([form-11](#)) for each person
- To confirm previous employment of members, either provide previous member ID or UAN ID and click Display. Details of member against the Member ID/ UAN provided by you shall be displayed. In case the system finds out that there is a difference in name or DoB, the 'Verification' column shall show an Verified/ Not verified radio button. Choose an appropriate option and press Submit button.

[Next](#) [Last](#)

Total Members : 19

Enter Member ID :

Form-11 Filled 1 Out of 19

क्र. सं S.NO.	वर्तमान सदस्य आई डी Present Member ID	पूर्व सदस्य का विवरण प्रविष्ट करें Enter Previous Details	प्रदर्शित जानकारी Display	प्रमाणित करें Verification	चयन करें Select
1	DSNHP00225530000000414 Name : gggI DOB : Not Found TRRN : 1051407010176 CRN : Not Found	<input type="radio"/> Previous Member Id <input type="text"/> <input checked="" type="radio"/> UAN Id <input type="text" value="100017459623"/> <input type="radio"/> First Time Employment	Previous Member ID : DSNHP002923800000000302 Member Name : SOMIYA AMIT MOHANTY	<input checked="" type="radio"/> Confirmed <input type="radio"/> Not Confirmed	<input checked="" type="checkbox"/>
2	DSNHP00225530000000415 Name : gggI DOB : Not Found TRRN : 1051407010176 CRN : Not Found	<input type="radio"/> Previous Member Id <input type="text"/> <input type="radio"/> UAN Id <input type="text"/> <input type="radio"/> First Time Employment			<input type="checkbox"/>
3	DSNHP00225530000000416 Name : gggI DOB : Not Found TRRN : 1051407010176 CRN : Not Found	<input type="radio"/> Previous Member Id <input type="text"/> <input type="radio"/> UAN Id <input type="text"/> <input type="radio"/> First Time Employment			<input type="checkbox"/>
4	DSNHP00225530000000417 Name : gggI DOB : Not Found	<input type="radio"/> Previous Member Id <input type="text"/> <input type="radio"/> UAN Id <input type="text"/>			<input type="checkbox"/>

Message from webpage

Are you sure that the details against both member id's are same? Please note it will be used by the system to link these Member IDs to the UAN.

PROCESS INVOLVED

PROCESS 1 : UAN DISSEMINATION

PROCESS 2 : KYC DOCUMENT DETAILS UPLOAD AND VERIFICATION

PROCESS 3 : UAN ALLOTMENT TO NEW MEMBERS (NOT HAVING UAN)

PROCESS 4 : TAGGING OF NEW MEMBER ID TO EXISTING UAN OF MEMBER

PROCESS 5 : MEMBER e-SEWA ACTIVATION

PROCESS 4: TAGGING OF UAN TO NEW MEMBERS

- It is the statutorily required for employers to collect the declaration form of previous employment for each new employee.
- Employers can either provide previous member id or UAN to confirm previous employment of members and click Display.
- Details of member against the Member ID/ UAN as furnished shall be displayed alongwith “Confirmed/ Not Confirmed” radio button in Verification Column.
- In case the system finds out that there is a difference in name or DoB after confirmation by employer, the system alerts the employer to verify the details of that particular member. Post verification, records can be submitted.

नये सदस्यों के रोजगार का सत्यापन
Confirm Previous Employment of new Members

Note:
1. Employers are requested to collect the declaration form ([form-11](#)) for each person
2. To confirm previous employment of members, either provide previous member ID or UAN ID and click Display. Details of member against the Member ID/ UAN provided by you shall be displayed. In case the system finds out that there is a difference in name or DoB, the 'Verification' column shall show an Verified/ Not verified radio button. Choose an appropriate option and press Submit button.

[Next](#) [Last](#) Total Members : 19 Enter Member ID :

Form-11 Filled 1 Out of 19

क्र. सं S.NO.	वर्तमान सदस्य आई डी Present Member ID	पूर्व सदस्य का विवरण प्रविष्ट करें Enter Previous Details	प्रदर्शित जानकारी Display	प्रमाणित करें Verification	चयन करें Select	
1	DSNHP00225530000000414 Name : ggg DOB : Not Found TRRN : 1051407010176 CRN : Not Found	<input type="radio"/> Previous Member Id <input checked="" type="radio"/> UAN Id <input type="radio"/> First Time Employment	<input type="text" value="100017459623"/> <input type="button" value="Display"/> <input type="button" value="Display"/>	Previous Member ID : DSNHP00292380000000302 Member Name : SOMIYA AMIT MOHANTY	<input checked="" type="radio"/> Confirmed <input type="radio"/> Not Confirmed	<input checked="" type="checkbox"/>
2	DSNHP00225530000000415 Name : ggg DOB : Not Found TRRN : 1051407010176 CRN : Not Found	<input type="radio"/> Previous Member Id <input type="radio"/> UAN Id <input type="radio"/> First Time Employment				<input type="checkbox"/>
3	DSNHP00225530000000416 Name : ggg DOB : Not Found TRRN : 1051407010176 CRN : Not Found	<input type="radio"/> Previous Member Id <input type="radio"/> UAN Id <input type="radio"/> First Time Employment				<input type="checkbox"/>
4	DSNHP00225530000000417 Name : ggg DOB : Not Found	<input type="radio"/> Previous Member Id <input type="radio"/> UAN Id	<input type="button" value="Display"/> <input type="button" value="Display"/>			<input type="checkbox"/>

Message from webpage

Are you sure that the details against both member id's are same? Please note it will be used by the system to link these Member IDs to the UAN.

PROCESS 4: TAGGING OF UAN TO NEW MEMBERS (Contt...)

After feeding the details, of new joinees, employer has to press Form11 Filled... Radio Button to verify the details and generate PDF of the same. If he/she is not satisfied with the case, he can simply reject it.

नये सदस्यों के रोजगार का सत्यापन
Confirm Previous Employment of new Members

Note:
 1. Employers are request
 2. To confirm previous em
 displayed. In case the sys
 and press Submit button.

[Next](#) [Last](#) Total Mem

क्र. सं S.NO.	वर्तमान Present	क्र. सं Sl.No.	वर्तमान सदस्य का विवरण Present Member Details	प्रविष्ट किया हुआ पूर्व सदस्य का विवरण Entered Previous Details	पूर्व सदस्य का विवरण Previous Member Details	स्थिति की पुष्टि Verify Status	करें tion	चयन करें Select
2	DSNHP002 Na DOB TRRN : CRN	1	DSNHP00225530000000413 Name : ggg DOB : Not Found TRRN : 1051407010176 CRN :	First Time Employment				<input type="checkbox"/>
3	DSNHP002 Na DOB TRRN : CRN	2	DSNHP00225530000000414 Name : ggg DOB : Not Found TRRN : 1051407010176 CRN :	100017459623	Previous Member Id : DSNHP00292380000000302 Name : SOMIYA AMIT MOHANTY DOB : Not Found	Confirmed		<input type="checkbox"/>
4	DSNHP002 Na DOB TRRN : CRN							<input type="checkbox"/>
5	DSNHP00225530000000418 Name : ggg DOB : Not Found TRRN : 1051407010176							<input type="checkbox"/>

Verify Confirmed/Not Confirmed Details - Internet Explorer
 http://117.239.200.17/ecr_test_server/epfo_employer_registration/linked_members_popup.php

विवरण की पुष्टि
Verify Details

[Generate PDF](#)

क्र. सं Sl.No.	वर्तमान सदस्य का विवरण Present Member Details	प्रविष्ट किया हुआ पूर्व सदस्य का विवरण Entered Previous Details	पूर्व सदस्य का विवरण Previous Member Details	स्थिति की पुष्टि Verify Status	कार्य Action
1	DSNHP00225530000000413 Name : ggg DOB : Not Found TRRN : 1051407010176 CRN :	First Time Employment			Delete
2	DSNHP00225530000000414 Name : ggg DOB : Not Found TRRN : 1051407010176 CRN :	100017459623	Previous Member Id : DSNHP00292380000000302 Name : SOMIYA AMIT MOHANTY DOB : Not Found	Confirmed	Delete

Form-11 Filled 2 out of 19
 11 Filled 1 Out of 19

DSNHP00225530000000418
 Name : ggg
 DOB : Not Found
 TRRN : 1051407010176

[Previous Member Id](#)


[UAN Id](#)

PROCESS 4: TAGGING OF UAN TO NEW MEMBERS (Contt...)

Once employer press the radio button 'Generate PDF', following screen will come giving the option of approving or rejecting the PDF. Employer can view this PDF file by pressing on the link and if satisfied, can approve it else he/she can reject it.

The screenshot displays the website interface for the Employees' Provident Fund Organisation, India. The header includes the organization's logo and name, along with the text 'EMPLOYER E-SEWA'. The navigation menu contains links for HOME, ECR, Challan, UAN, Anx-II, DOWNLOADS, PROFILE, FAQ, CONTACT US, and LOGOUT. A welcome message for MR N. C. JAIN is visible in the top right corner.

The main content area is titled 'Approve/Reject PDF' and contains a table with the following data:

S.NO.	Date & Time	PDF File	Action
1	09-07-2014 04:52:37		<input type="button" value="Approve"/> <input type="button" value="Reject"/>


PROCESS 4: TAGGING OF UAN TO NEW MEMBERS (Contt...)

Approved pdf file will appear as below :-



EMPLOYEES' PROVIDENT FUND ORGANISATION

Confirm Previous Employment

 Click on Tools to convert files to PDF.

Establishment Name : THE HERITAGE SCHOOL

Establishment Code : dsnhp0022553000

Sl.No.	Present Member Details	Entered Previous Details	Previous Member Details	Status
1	DSNHP00225530000000413 Name : gggl DOB : Not Found TRRN : 1051407010176 CRN :	First Time Employment		
2	DSNHP00225530000000414 Name : gggl DOB : Not Found TRRN : 1051407010176	100017459623	Previous Member Id : DSNHP00292380000000302 Name : SOMIYA AMIT MOHANTY	Confirmed

Additional features under UAN menu

A facility for employers to search UAN IDs of their members as well as the members of any other establishment. Once employers press the search button, will be allowed to see Establishment Name, Member's Name, UAN ID, Date of Birth (only of their own members), Date of Joining and Date of Exit.

The screenshot displays the 'Search UAN' (UAN खोजें) interface. It features three search methods: A. Enter Member ID (Own Establishment) with input fields for 'DSNHP0022553000' and '0000355', and a 'Search' button; B. Enter Any Member ID with a state dropdown, office dropdown, and five digit input fields, and a 'Search' button; C. Enter Any UAN with a single input field and a 'Search' button. Below the search options is a table with the following data:

संस्थान का नाम Establishment's Name	सदस्य का नाम Member's Name	UAN संख्या UAN ID	जन्म तिथि Date of Birth	संस्थान में शामिल होने की तिथि Date of Joining	संस्थान से निर्गत होने की तिथि Date of Exit
THE HERITAGE SCHOOL	ARUSHI MEHTA	100021027456	N/A	N/A	N/A

Additional features under UAN menu

The screen below is the outcome of option 'History PDF' containing two options 'Approved PDF' and 'Rejected PDF':

The screenshot displays the EPFO E-Sewa Portal interface. At the top, the logo of the Employees' Provident Fund Organisation, India, is visible on the left, and the text "EMPLOYER E-SEWA" is on the right. Below the header, a navigation bar contains links for HOME, ECR, Challan, UAN, Anx-II, DOWNLOADS, PROFILE, FAQ, CONTACT US, and LOGOUT. The UAN menu is expanded, showing options: Search UAN ID, Confirm Previous Employment, Download UAN List, History PDFs, and Manage KYC. The "History PDFs" option is selected, and a sub-menu is displayed with "Approved PDF" and "Rejected PDF" options, both of which are circled in red. The main content area contains a "Kind Attention" section with two paragraphs of text. The first paragraph discusses updating PAN and establishment name. The second paragraph discusses submitting ECR text files and signed PDFs along with receipted challans. A "Dear Employer !!" section follows, announcing the online receipt of ECR from April 2012 onwards.

Employees' Provident Fund Organisation, India
(A Statutory body under Ministry of Labour and Employment, Government of India)

EMPLOYER E-SEWA

HOME ECR Challan UAN Anx-II DOWNLOADS PROFILE FAQ CONTACT US LOGOUT

Welcome: MR N C JAIN
Estt. ID: DSNHR0022553000

EPFO E-Sewa Portal

- Search UAN ID
- Confirm Previous Employment
- Download UAN List
- History PDFs.**
 - Approved PDF
 - Rejected PDF
- Manage KYC

Kind Attention

* Please update/enter(new employers registering for the first time) your PAN and Name of establishment as per PAN on the portal by using the Update Profile function under your login. The PAN and the name will be verified from the PAN database. Please note that the while filling up the Name as per PAN card, you should keep the PAN card of your establishment handy and fill up the name exactly as on PAN card. PAN of the proprietor can be provided if your establishment is a proprietorship firm and name of the establishment differs from the name in PAN.

* If you have made remittance for the wage month of March 2012 onwards using a manual challan, please submit the ECR text file along with the hard copy of the ECR PDF file duly signed by the Authorised Signatory and certified copy of receipted challan to the concerned EPFO Office. The total remitted amount under each account head should match the amounts under the respective heads in the challan.


Dear Employer !!

EPFO Launches online receipt of Electronic Challan cum Return (ECR) from the Month of April 2012 (March paid in April). Employers are requested to Register their establishments and create their user id and password through this portal. The registered employers can upload the Electronic Return and the uploaded return data will be displayed through a digitally signed copy in PDF format. It will be available for printing also. Once approved by the

be popped based on uploaded return. The employer may choose to make the payment through internet banking of SBI or take a print out of the challan and pay at any designated branch of State Bank of India (SBI).

Additional features under UAN menu

Once employer choose an option 'Approved PDF', he/she will be facilitated to download approved pdf. He/she has to select the link and download the same. The screen giving option to download approved pdf is as below:





Employees' Provident Fund Organisation, India
(A statutory body under Ministry of Labour and Employment, Government of India)

EMPLOYER E-SEWA

HOME ECR Challan **UAN** Anx-II DOWNLOADS PROFILE FAQ CONTACT US LOGOUT

Welcome: MR. N. C. JAIN
Estt. ID: DSNHP0022553000

डाउनलोड अनुमोदित पीडीएफ
Download Approved PDF

क्रम संख्या S.NO.	पीडीएफ निर्मित तिथि PDF Creation Date	पीडीएफ अनुमोदित तिथि PDF Approved Date	पीडीएफ फाइल PDF File
1	09-07-2014 04:52:37	09-07-2014 04:55:44	
2	04-07-2014 03:53:30	04-07-2014 03:53:34	

PROCESS INVOLVED

PROCESS 1 : UAN DISSEMINATION

PROCESS 2 : KYC DOCUMENT DETAILS UPLOAD AND VERIFICATION

PROCESS 3 : UAN ALLOTMENT TO NEW MEMBERS (NOT HAVING UAN)

PROCESS 4 : TAGGING OF NEW MEMBER ID TO EXISTING UAN OF MEMBER

PROCESS 5 : MEMBER e-SEWA ACTIVATION

PROCESS 5: MEMBER e-Sewa

UAN MEMBER e-SEWA HOME PAGE

0.17/employee_portal_uan/home.php UAN Member Portal

Employees' Provident Fund Organisation, India
(A Statutory body under Ministry of Labour and Employment, Government of India)

Universal Account Number (UAN)
MEMBER e-SEWA

WELCOME MEMBERS

प्रिय ईपीएफ सदस्य !

- ईपीएफओ ने अपने सदस्यों को एकल खिड़की के माध्यम से सुविधाओं को प्रदान करने हेतु यूनिवर्सल खाता संख्या (यू.ए.एन.) सदस्य पोर्टल शुरू किया है।
- विभिन्न सुविधाओं जैसे कि यू.ए.एन. कार्ड डाउनलोड, सदस्य पासबुक, के.वाई.सी जानकारी को अद्यतन आदि का लाभ उठाने के लिए अपने पंजीकरण को सक्रिय करें।
- प्रारंभ में, केवल सक्रिय सदस्यों (जिनका योगदान अक्टूबर 2013 माह के बाद ईसीआर के माध्यम से प्राप्त हुआ) खुद को पंजीकृत करने में सक्षम होंगे।
- पंजीकरण के लिए, अपने सदस्य आईडी के साथ नियोजन से यू.ए.एन. प्राप्त करना होगा।
- पंजीकरण को सक्रिय करने के लिए आपको अपने मोबाइल नंबर की आवश्यकता होगी।

[FAQ के लिए यहां क्लिक करें](#)

नोट:

- एक मोबाइल नंबर एक ही पंजीकरण के लिए इस्तेमाल किया जा सकता है।
- सदस्य UAN के साथ चिह्नित किये गये कर्मचारी भविष्य निधि खातों की पासबुक देख सकता है।
- पासबुक की सुविधा ईपीएफ स्कीम 1952 के तहत छूट प्राप्त प्रतिष्ठानों के सदस्यों के लिए उपलब्ध नहीं है।

Dear EPF Members !!

- EPFO has launched an Universal Account Number (UAN) based Member Portal to provide a number of facilities to its members through a single window
- Activate your registration to avail various facilities such as UAN card download, member passbook, updation of KYC information etc.
- As of now, only active members (contribution received through ECR for the wage month October 2013 onwards) would be able to register themselves.
- For registration, obtain UAN from your employer alongwith your member ID.
- Your mobile number would be required to activate registration.

[Please click here to read FAQ.](#)

Note:

- One mobile number can be used for one registration only.
- A member can view the passbooks of the EPF accounts which has been tagged with UAN.
- The facility of passbook is not available for members of establishments having exemption under the EPF Scheme 1952.

Activate your UAN based registration >>

LOGIN

Username

Password

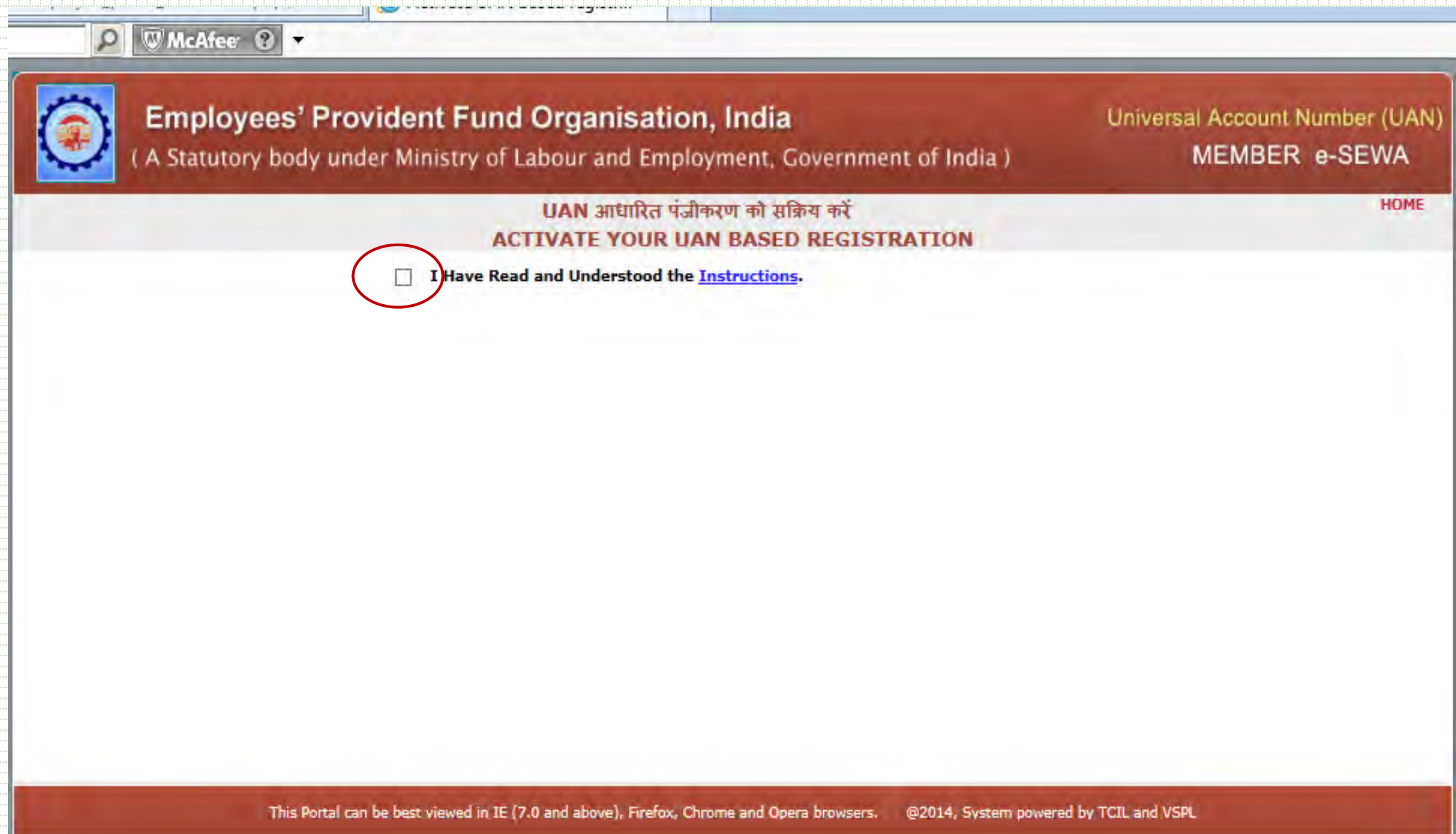
Sign In

[Forgot Login?](#) [Activate your UAN](#)


ADVANTAGES OF REGISTRATION

- अपनी नवीनतम पासबुक कभी भी डाउनलोड / प्रिंट करें!
Download/Print your Updated Passbook anytime.
- अपना UAN कार्ड डाउनलोड / प्रिंट करें!
Download/ Print your UAN Card.
- अपने सदस्य खाते को UAN से जोड़ें!
List all your Member IDs to UAN.
- दावा हस्तांतरण करना व् देखना!
File and view Transfer Claims.
- अपनी KYC संबंधित जानकारी को सुधारना!
Update your KYC information.

PROCESS 5: MEMBER e-Sewa (contd...)



McAfee

 **Employees' Provident Fund Organisation, India**
(A Statutory body under Ministry of Labour and Employment, Government of India)

Universal Account Number (UAN)
MEMBER e-SEWA

UAN आधारित पंजीकरण को सक्रिय करें
ACTIVATE YOUR UAN BASED REGISTRATION

[HOME](#)

I Have Read and Understood the [Instructions](#).

This Portal can be best viewed in IE (7.0 and above), Firefox, Chrome and Opera browsers. ©2014, System powered by TCIL and VSPL

PROCESS 5: MEMBER e-Sewa (contd...)

McAfee

[HOME](#)

UAN आधारित पंजीकरण को सक्रिय करें
ACTIVATE YOUR UAN BASED REGISTRATION

I Have Read and Understood the [Instructions](#).

*** Compulsory Fields**

Note: Please enter the following details to activate your UAN.


Enter your Universal Account Number (UAN)* :

Enter your Mobile Number* :

Enter your Member ID below

Select the state * :

Account number - Maximum 7 Characters.

 Please type the characters shown in the text box (case-sensitive)

If PIN is not received within 5 minutes, please verify your mobile number.
PIN for completion of the UAN activation process has been sent to your mobile number.

प्रतिअख्यान:

मैं घोषणा करता हूँ कि उपर कि गई प्रविष्टि मुझसे संबंधित हैं। मुझे यह भी जानकारी है कि मेरा मोबाइल न. दर्ज किया जायेगा और ऊपर दी गई जानकारी और / या झूठी घोषणा के दुरुपयोग के सम्बन्ध में किसी भी शिकायत के मामले में मेरी जानकारी उपयुक्त कार्रवाई के लिए उपयुक्त प्राधिकारी को सौंपी जा सकती है।

Disclaimer:

I declare that the details provided above belong to me. I understand that my mobile number will be recorded and in case of any complaint regarding misuse of the facility and/or false declaration as given above, my details may be handed over to the appropriate authority for suitable action.

I Agree

Enter Authorization PIN:

PROCESS 5: MEMBER e-Sewa (contd...)

McAfee

 **Employees' Provident Fund Organisation, India**
(A Statutory body under Ministry of Labour and Employment, Government of India)

Universal Account Number (UAN)
MEMBER e-SEWA

YOUR SESSION EXPIRES IN 269 SECOND(S) **CREATE USERNAME AND PASSWORD** [HOME](#)

Your UAN credentials are verified. Please verify your details and create a username and password for logging in to the Member Portal.

*** Compulsory Fields**

Name : MAHINDER KUMAR

Father's/Husband's Name : RAMA NAND

Date of Birth : 17-02-1974

Establishment Name : DRS ROOF TECH & INFRASTRUTURE LTD.

I declare that the name and establishment name shown are correct and belong to me.

Username* :
(Username should be minimum 8 characters and maximum 35 characters and contain letters and numerals only. It can be your email address also.)

Confirm Username* :

Password* :
(*Password should be alphanumeric, have minimum 1 special character and 8 to 25 characters long. (Special characters are one of ! @ # \$ % ^ & *))

Confirm Password* :

Email (d* :

This Portal can be best viewed in IE (7.0 and above), Firefox, Chrome and Opera browsers. ©2014, System powered by TCIL and VSPL

PROCESS 5: MEMBER e-Sewa (contd...)



Employees' Provident Fund Organisation, India

(A Statutory body under Ministry of Labour and Employment, Government of India)

Universal Account Number (UAN)

MEMBER e-SEWA

CREATE USERNAME AND PASSWORD

[HOME](#)

- Universal Account Number(UAN) has been registered successfully. Your login detail has been sent to your mobile number. You can login to the UAN member portal with the same. An email verification link has been sent to your registered email address , please verify your email address by login to your email account.
[Please click here to continue further.](#)

Please keep the following instructions in minds while operating member portal.

- Do not share your User Name and Password with anybody as it may result in misuse of UAN services being provided to you.
- Update your Mobile number in your profile whenever you change your mobile number. This is important because the updates will be sent on the registered Mobile number. In future number of UAN services may be linked to your registered mobile number.
- Whenever you change your job inform your employer about UAN through Form-11, It will help in tagging all your Provident Fund Accounts under same UAN.

PROCESS 5: MEMBER e-Sewa (contd...)



Employees' Provident Fund Organisation, India

(A Statutory body under Ministry of Labour and Employment, Government of India)

Universal Account Number (UAN)
MEMBER e-SEWA

WELCOME MEMBERS

प्रिय ईपीएफ सदस्य !

- ईपीएफओ ने अपने सदस्यों को एकल खिड़की के माध्यम से सुविधाओं को प्रदान करने हेतु यूनिवर्सल खाता संख्या (यू.ए.एन.) सदस्य पोर्टल शुरू किया है।
- विभिन्न सुविधाओं जैसे कि यू.ए.एन. कार्ड डाउनलोड, सदस्य पासबुक, के.वाई.सी जानकारी को अद्यतन आदि का लाभ उठाने के लिए अपने पंजीकरण को सक्रिय करें।
- प्रारंभ में, केवल सक्रिय सदस्यों (जिनका योगदान अक्टूबर 2013 माह के बाद ईसीआर के माध्यम से प्राप्त हुआ) खुद को पंजीकृत करने में सक्षम होंगे।
- पंजीकरण के लिए, अपने सदस्य आईडी के साथ नियोजता से यू.ए.एन. प्राप्त करना होगा।
- पंजीकरण को सक्रिय करने के लिए आपको अपने मोबाइल नंबर की आवश्यकता होगी।

[FAQ के लिए यहां क्लिक करें।](#)

नोट:

- एक मोबाइल नंबर एक ही पंजीकरण के लिए इस्तेमाल किया जा सकता है।
- सदस्य UAN के साथ डिजिटल किये गये कर्मचारी भविष्य निधि खातों की पासबुक देख सकता है।
- पासबुक की सुविधा ईपीएफ स्कीम 1952 के तहत छूट प्राप्त प्रतिष्ठानों के सदस्यों के लिए उपलब्ध नहीं है।

Dear EPF Members !!

- EPFO has launched an Universal Account Number (UAN) based Member Portal to provide a number of facilities to its members through a single window
- Activate your registration to avail various facilities such as UAN card download, member passbook, updation of KYC information etc.
- As of now, only active members (contribution received through ECR for the wage month October 2013 onwards) would be able to register themselves.
- For registration, obtain UAN from your employer alongwith your member ID.
- Your mobile number would be required to activate registration.

[Please click here to read FAQ.](#)

Note:

- One mobile number can be used for one registration only.
- A member can view the passbooks of the EPF accounts which has been tagged with UAN.
- The facility of passbook is not available for members of establishments having exemption under the EPF Scheme 1952.

LOGIN

Username:

Password:

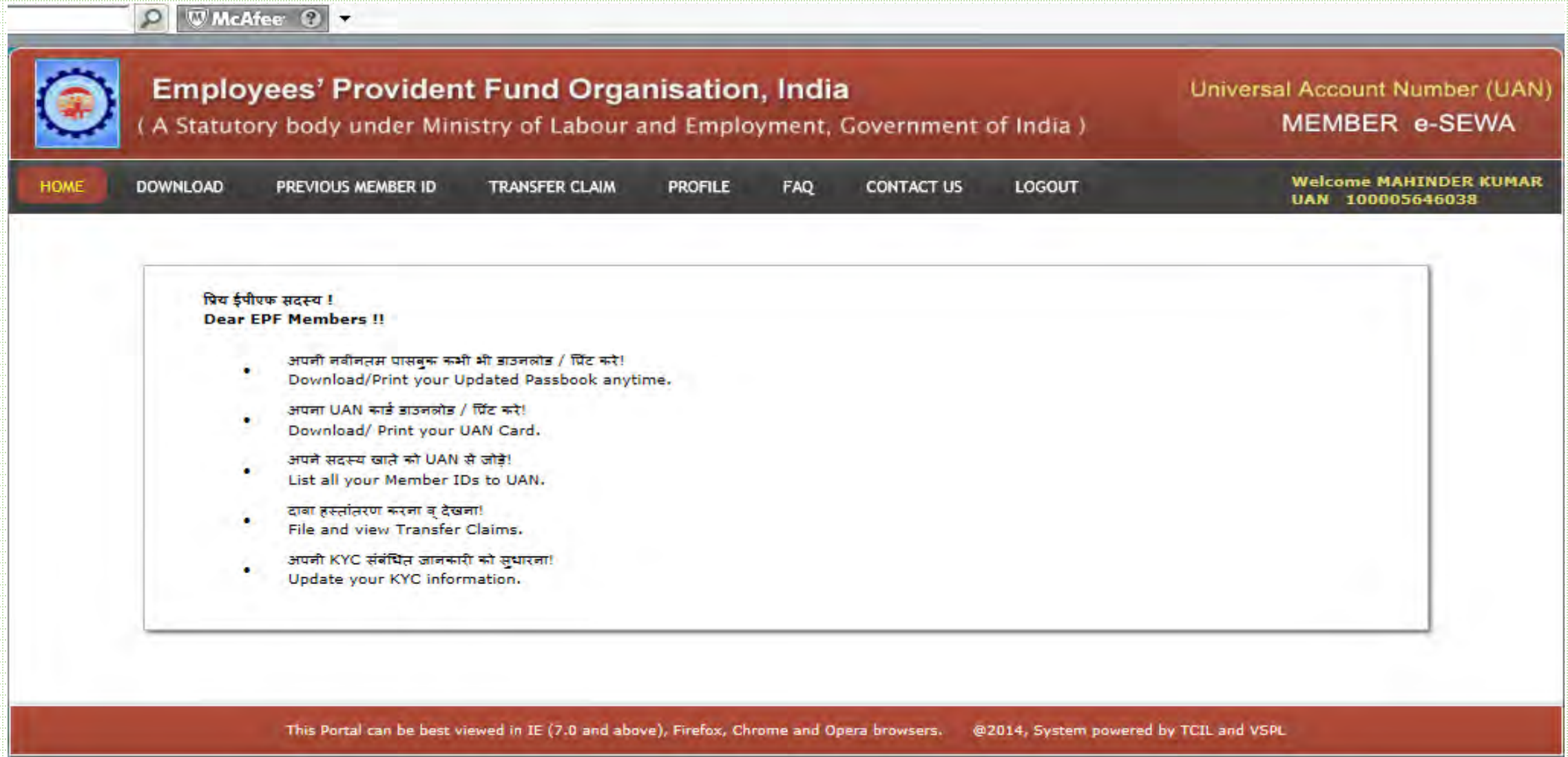
[Forgot Login?](#) [Activate your UAN](#)

ADVANTAGES OF REGISTRATION

- अपनी नवीनतम पासबुक कभी भी डाउनलोड / प्रिंट करें!
Download/Print your Updated Passbook anytime.
- अपना UAN कार्ड डाउनलोड / प्रिंट करें!
Download/ Print your UAN Card.
- अपने सदस्य खाते को UAN से जोड़ें!
List all your Member IDs to UAN.
- दावा हस्तांतरण करना व् देखना!
File and view Transfer Claims.
- अपनी KYC संबंधित जानकारी को सुधारना!
Update your KYC information.

Would you like to store your password for 117.239.200.17? [Why am I seeing this?](#)

PROCESS 5: MEMBER e-Sewa (contd...)



Employees' Provident Fund Organisation, India
(A Statutory body under Ministry of Labour and Employment, Government of India)

Universal Account Number (UAN)
MEMBER e-SEWA

[HOME](#) [DOWNLOAD](#) [PREVIOUS MEMBER ID](#) [TRANSFER CLAIM](#) [PROFILE](#) [FAQ](#) [CONTACT US](#) [LOGOUT](#)

Welcome **MAHINDER KUMAR**
UAN 10005646038

प्रिय ईपीएफ सदस्य !
Dear EPF Members !!

- अपनी नवीनतम पासबुक कभी भी डाउनलोड / प्रिंट करें!
Download/Print your Updated Passbook anytime.
- अपना UAN कार्ड डाउनलोड / प्रिंट करें!
Download/ Print your UAN Card.
- अपने सदस्य खाते को UAN से जोड़ें!
List all your Member IDs to UAN.
- दावा हस्तांतरण करना व् देखना!
File and view Transfer Claims.
- अपनी KYC संबंधित जानकारी को सुधारना!
Update your KYC information.

This Portal can be best viewed in IE (7.0 and above), Firefox, Chrome and Opera browsers. ©2014, System powered by TCIL and VSPL

PROCESS 5: MEMBER e-Sewa (contd...)

Employees' Provident Fund Organisation, India
(A Statutory body under Ministry of Labour and Employment, Government of India)

Universal Account Number (UAN)
MEMBER e-SEWA

HOME DOWNLOAD PREVIOUS MEMBER ID TRANSFER CLAIM PROFILE FAQ CONTACT US LOGOUT

Welcome MAHINDER KUMAR
UAN 100005646038

DOWNLOAD PASSBOOK
DOWNLOAD UAN CARD

प्रिय ईपीएफ सदस्य !
Dear EPF Members !!

- अपनी नवीनतम पासबुक कभी भी डाउनलोड / प्रिंट करें!
Download/Print your Updated Passbook anytime.
- अपना UAN कार्ड डाउनलोड / प्रिंट करें!
Download/ Print your UAN Card.
- अपने सदस्य खाते को UAN से जोड़ें!
List all your Member IDs to UAN.
- दावा हस्तांतरण करना व् देखना!
File and view Transfer Claims.
- अपनी KYC संबंधित जानकारी को सुधारना!
Update your KYC information.

This Portal can be best viewed in IE (7.0 and above), Firefox, Chrome and Opera browsers. ©2014, System powered by TCIL and VSPL

PROCESS 5: MEMBER e-Sewa (contd...)



Employees' Provident Fund Organisation, India
(A Statutory body under Ministry of Labour and Employment, Government of India)

Universal Account Number (UAN)
MEMBER e-SEWA

HOME **DOWNLOAD** PREVIOUS MEMBER ID TRANSFER CLAIM PROFILE FAQ CONTACT US LOGOUT

Welcome **MAHINDER KUMAR**
UAN 100005646038

सदस्य पासबुक
Member Passbook

[Download Passbook](#)

**कर्मचारी भविष्य निधि संगठन (श्रम एवं रोजगार मंत्रालय, भारत सरकार)**
Employees Provident Fund Organisation (Ministry of Labour & Employment, Govt. of India)

सदस्य पासबुक/Member Passbook

अंतिम बार अद्यतन किया गया: 15-07-2014 12:00:00
Last Updated :

सदस्य कोड संख्या Member ID	सदस्य का नाम Member Name	पिता/पति का नाम Father/Husband Name	जन्म तिथि Date Of Birth	संस्था में शामिल होने की तिथि Date of Joining
DLCPM0036984000000304	MAHINDER KUMAR	RAMA NAND (Father)	17-FEB-1974	

संस्थान कोड संख्या Establishment ID	संस्थान का नाम Establishment Name	सम्बंधित कार्यालय Concerned with
DLCPM0036984000	APM INFRASTRUTURE PRIVATE LIMITED	(RO)DELHI (NORTH)

अंतिम शेष (₹) Closing Balance(Rs.)	कर्मचारी अंश Employee Share	नियोक्ता अंश Employer Share
	47622	25767

Would you like to store your password for 117.239.200.17? [Why am I seeing this?](#)

PROCESS 5: MEMBER e-Sewa (contd...)




कर्मचारी भविष्य निधि संगठन (श्रम एवं रोजगार मंत्रालय, भारत सरकार)
Employees Provident Fund Organization (Ministry of Labour & Employment, Govt. of India)

स्थापना आईडी / नाम Establishment ID/Name	DLCPM0036984000 / APM INFRASTRUTURE PRIVATE LIMITED	कर्मचारी शेयर Employee Share	47622
सदस्य आईडी / नाम Member ID/Name	DLCPM00369840000000304 / MAHINDER KUMAR	नियोक्ता शेयर Employer Share	25767
कार्यालय का नाम Office Name	(RO)DELHI (NORTH)		

विवरण Particulars	जमा Deposit		निकासी Withdrawal	
	कर्मचारी शेयर Employee Share	नियोक्ता शेयर Employer Share	कर्मचारी शेयर Employee Share	कर्मचारी शेयर Employer Share
Opening Balance Interest Updated upto 31/03/2011	0	0		
Contribution Ref No.-DLCPM2009121344 for the month 042011	0	0		
Contribution Ref No.-DLCPM2009121344 for the month 052011	0	0		
Contribution Ref No.-DLCPM2009121344 for the month 062011	0	0		
Contribution Ref No.-DLCPM2009121344 for the month 072011	1061	520		
Contribution Ref No.-DLCPM2009121344 for the month 082011	1027	486		

PROCESS 5: MEMBER e-Sewa (contd...)



Employees' Provident Fund Organisation, India
(A Statutory body under Ministry of Labour and Employment, Government of India)


Universal Account Number (UAN)
MEMBER e-SEWA

HOME **DOWNLOAD** PREVIOUS MEMBER ID TRANSFER CLAIM PROFILE FAQ CONTACT US LOGOUT

Welcome **MAHINDER KUMAR**
UAN **100005646038**

UAN कार्ड
UAN Card

[Download UAN Card](#)

 कर्मचारी प्रविध्य निधि संगठन, भारत
Employees' Provident Fund Organisation, India

युनिवर्सल खाता संख्या
Universal Account Number (UAN) **1000 0564 6038**

नाम
Name MAHINDER KUMAR


पिता / पति का नाम
(F)ather's / (H)usband's Name **RAMA NAND(F)**

के.वा.सं.सी.
K.Y.C. No

18001801235 www.epfindia.gov.in uanepf@epfindia.gov.in

युनिवर्सल खाता संख्या
Universal Account Number (UAN) **1000 0564 6038**

Member IDs linked with this UAN
1 DLCPM00389840000000304



प्रतिअख्यान: इस कार्ड में दर्शाया गया डेटा इंपीएफओ में उपलब्ध सदस्य डेटाबेस के अनुसार है। विसंगति के मामले में, आप उससे सुधार के लिए अपने क्षेत्रीय कार्यालय से संपर्क कर सकते हैं।
Disclaimer: Data appearing on the card is as per the Member database available in EPFO. In case of any discrepancy you may contact your concerned EPFO office for its rectification.

Printed from EPFO Member Portal on : 18/07/2014 12:38

PROCESS 5: MEMBER e-Sewa (contd...)

 **कर्मचारी भविष्य निधि संगठन, भारत**
Employees' Provident Fund Organisation, India

यूनिवर्सल खाता संख्या
Universal Account Number (UAN) **1000 0564 6038**

 **नाम**
Name **MAHINDER KUMAR**

पिता / पति का नाम
(F)ather's / (H)usband's Name **RAMA NAND(F)**

के.वाई.सी.
K.Y.C. **No**

☎ 1800 180 1235 www.epfindia.gov.in ✉ uanepf@epfindia.gov.in

यूनिवर्सल खाता संख्या
Universal Account Number (UAN) **1000 0564 6038**

Member IDs linked with this UAN

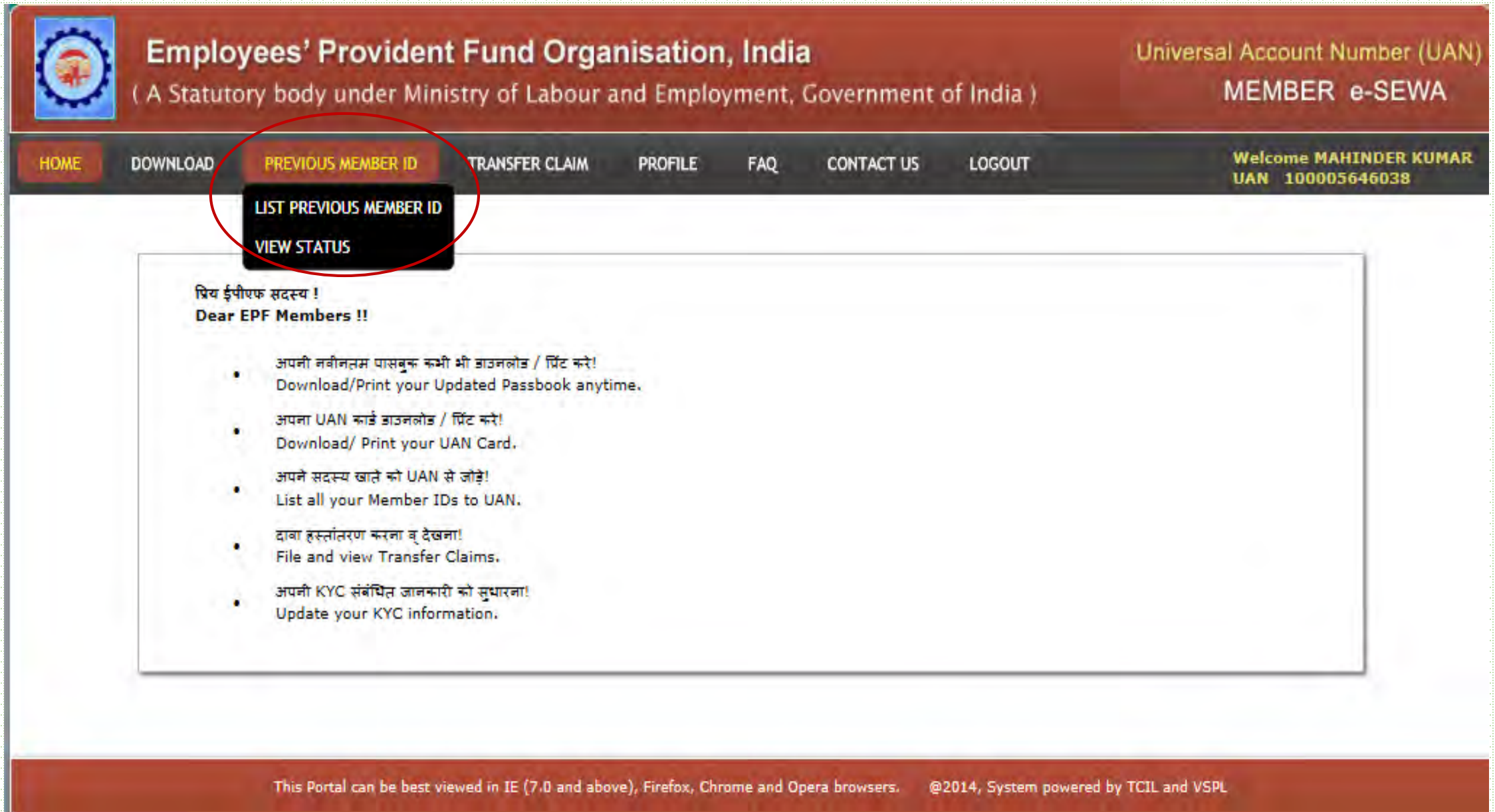
1 DLCPM00369840000000304



पतिवृत्तमान : इस कार्ड में दर्शाया गया डेटा ईपीएफओ में उपलब्ध सर्वरम डेटाबेस के अनुसार है। निश्चय के मामले में, आप इसमें सुधार के लिए अपने क्षेत्रीय कार्यालय से संपर्क कर सकते हैं।
Disclaimer: Data appearing on the card is as per the Member database available in EPFO. In case of any discrepancy you may contact your concerned EPFO office for its rectification.

Printed from EPFO Member Portal on : 16/07/2014 12:36

PROCESS 5: MEMBER e-Sewa (contd...)



Employees' Provident Fund Organisation, India
(A Statutory body under Ministry of Labour and Employment, Government of India)

Universal Account Number (UAN)
MEMBER e-SEWA

HOME DOWNLOAD **PREVIOUS MEMBER ID** TRANSFER CLAIM PROFILE FAQ CONTACT US LOGOUT

Welcome MAHINDER KUMAR
UAN 100005646038


LIST PREVIOUS MEMBER ID
VIEW STATUS

प्रिय ईपीएफ सदस्य !
Dear EPF Members !!

- अपनी नवीनतम पासबुक कभी भी डाउनलोड / प्रिंट करें!
Download/Print your Updated Passbook anytime.
- अपना UAN कार्ड डाउनलोड / प्रिंट करें!
Download/ Print your UAN Card.
- अपने सदस्य खाते को UAN से जोड़ें!
List all your Member IDs to UAN.
- दावा हस्तांतरण करना व् देखना!
File and view Transfer Claims.
- अपनी KYC संबंधित जानकारी को सुधारना!
Update your KYC information.

This Portal can be best viewed in IE (7.0 and above), Firefox, Chrome and Opera browsers. ©2014, System powered by TCIL and VSPL

PROCESS 5: MEMBER e-Sewa (contd...)



Employees' Provident Fund Organisation, India
(A Statutory body under Ministry of Labour and Employment, Government of India)

Universal Account Number (UAN)
MEMBER e-SEWA

HOME DOWNLOAD **PREVIOUS MEMBER ID** TRANSFER CLAIM PROFILE FAQ CONTACT US LOGOUT

Welcome MAHINDER KUMAR
UAN 100005646038

अपने पिछले खाता संख्याओं को सूचीबद्ध करें
List Your Previous Member ID

Select the state * : DELHI ▼ DELHISOUTH ▼

DS | NHP | 939406 | 538 | GET DETAILS

सदस्य का नाम Member's Name	संस्थान का नाम Establishment's Name	संस्थान में शामिल होने की तिथि Date of Joining	निर्गत तिथि Date of Exit
MAHINDER KUMAR	ROYAL SAFETY & DETECTIVE (P) LTD	N/A	N/A

मैं प्रमाणित करता हूँ कि मेरी जानकारी के अनुसार ऊपर दिए गए तथ्य और नाम सत्य और सही हैं और ऊपर दिया गया खाता मुझसे ही सम्बंधित है। इसके अतिरिक्त मैं इस तथ्य से भी अवगत हूँ कि उपरोक्त खाता मुझे उचित दावा का पालन करते हुए हस्तांतरण प्रक्रिया द्वारा संबंधित नियोजक से वर्तमान खाते में समाहित करना है।
"I certify that information provided above including name is true and correct to the best of my knowledge and mentioned member account belongs to me. I further understood that member ID listed would requires for me to follow the due process of fund transfer through transfer claim facility by the concerned employer. [In case name shown above is not correct, please click here to know the procedure for correction in name](#)"

Message from webpage

Are you sure to submit this information?

Submit

OK Cancel

fox, Chrome and Opera browsers. ©2014, System powered by TCIL and VSPL

PROCESS 5: MEMBER e-Sewa (contd...)



Employees' Provident Fund Organisation, India
(A Statutory body under Ministry of Labour and Employment, Government of India)

Universal Account Number (UAN)
MEMBER e-SEWA

HOME

DOWNLOAD

PREVIOUS MEMBER ID

TRANSFER CLAIM

PROFILE

FAQ

CONTACT US

LOGOUT

Welcome MAHINDER KUMAR
UAN 100005646038

अपने पिछले खाता संख्याओं को सूचीबद्ध करें
List Your Previous Member ID

Information successfully saved. You can check status under Previous Member ID -> [View status](#)

Select the state * :

PROCESS 5: MEMBER e-Sewa (contd...)



Employees' Provident Fund Organisation, India
(A Statutory body under Ministry of Labour and Employment, Government of India)

Universal Account Number (UAN)
MEMBER e-SEWA

HOME

DOWNLOAD

PREVIOUS MEMBER ID

TRANSFER CLAIM

PROFILE

FAQ

CONTACT US

LOGOUT

Welcome **MAHINDER KUMAR**
UAN 100005646038

पिछले खाता संख्याओं की स्थिति Status of previous Member ID's

सदस्य से अनुरोध है कि नीचे सूची बद्ध खाता संख्याओं को वर्तमान खाते में हस्तांतरित कराने हेतु OTCP Portal या सम्बंधित कार्यालय को दावा प्रेषित करें।
Member is encouraged to immediately apply for transfer of accounts listed below through the OTCP portal or physical claim.

Choose Your Current Member Id: **Select Member Id-
DLCPM00369840000000304**

क्रम सं. SL.No	सदस्य का नाम MEMBER's NAME	संस्थान का नाम ESTABLISHMENT's NAME	पूर्व खाता संख्या PREVIOUS MEMBER-ID	शामिल / निर्गत तिथि DOJ / DOE	स्थिति STATUS	टिप्पणी REMARKS
1	MAHINDER KUMAR	ROYAL SAFETY & DETECTIVE (P) LTD	DSNHP09394060000000538	DOJ: NA DOE:NA	List By Member	<input type="button" value="Check Eligibility"/>
2	MAHINDER KUMAR	DRS ROOF TECH & INFRASTRUTURE LTD.	DLCPM00369840000000304	DOJ: 01-06-2011 DOE:NA	Linked by Employer	<input type="button" value="Check Eligibility"/>

PROCESS 5: MEMBER e-Sewa (contd...)



Employees' Provident Fund Organisation, India

(A Statutory body under Ministry of Labour and Employment, Government of India)

Universal Account Number (UAN)

MEMBER e-SEWA

HOME

DOWNLOAD

PREVIOUS MEMBER ID

TRANSFER CLAIM

PROFILE

FAQ

CONTACT US

LOGOUT

Welcome MAHINDER KUMAR
UAN 100005646038

पिछले खाता संख्याओं की स्थिति Status of previous Member ID's

सदस्य से अनुरोध है कि नीचे सूची बद्ध खाता संख्याओं को वर्तमान खाते में हस्तांतरित कराने हेतु OTCP Portal या सम्बंधित कार्यालय को दावा प्रेषित करें।
Member is encouraged to immediately apply for transfer of accounts listed below through the OTCP portal or physical claim.

Choose Your Current Member Id:

क्रम सं. SL No	सदस्य का नाम MEMBER'S NAME	संस्थान का नाम ESTABLISHMENT'S NAME	पूर्व खाता संख्या PREVIOUS MEMBER-ID	शामिल / निर्गत तिथि DOJ / DOE	स्थिति STATUS	टिप्पणी REMARKS
1	MAHINDER KUMAR	ROYAL SAFETY & DETECTIVE (P) LTD	DSNHP09394080000000538	DOJ: NA DOE:NA	List By Member	<input type="button" value="Check Eligibility"/> Eligible for online transfer claim.
2	MAHINDER KUMAR	DRS ROOF TECH & INFRASTRUTURE LTD.	DLCPM00369840000000304	DOJ: 01-06-2011 DOE:NA	Linked by Employer	<input type="button" value="Check Eligibility"/>

PROCESS 5: MEMBER e-Sewa (contd...)

Employees' Provident Fund Organisation, India
(A Statutory body under Ministry of Labour and Employment, Government of India)

Universal Account Number (UAN)
MEMBER e-SEWA

HOME DOWNLOAD PREVIOUS MEMBER ID **TRANSFER CLAIM** PROFILE FAQ CONTACT US LOGOUT

Welcome MAHINDER KUMAR
UAN 100005646038

FILE TRANSFER CLAIM
VIEW TRANSFER CLAIM STATUS
SYSTEM GENERATED TRANSFER CLAIM STATUS

प्रिय ईपीएफ सदस्य !
Dear EPF Members !!

- अपनी नवीनतम पासबुक कभी भी डाउनलोड / प्रिंट करें!
Download/Print your Updated Passbook anytime.
- अपना UAN कार्ड डाउनलोड / प्रिंट करें!
Download/ Print your UAN Card.
- अपने सदस्य खाते को UAN से जोड़ें!
List all your Member IDs to UAN.
- दावा हस्तांतरण करना व् देखना!
File and view Transfer Claims.
- अपनी KYC संबंधित जानकारी को सुधारना!
Update your KYC information.

This Portal can be best viewed in IE (7.0 and above), Firefox, Chrome and Opera browsers. @2014, System powered by TCIL and VSPL

PROCESS 5: MEMBER e-Sewa (contd...)

Employees' Provident Fund Organisation, India
(A Statutory body under Ministry of Labour and Employment, Government of India)

Universal Account Number (UAN)
MEMBER e-SEWA

HOME DOWNLOAD PREVIOUS MEMBER ID TRANSFER CLAIM **PROFILE** FAQ CONTACT US LOGOUT


Welcome **MAHINDER KUMAR**
UAN **100005646038**

प्रिय ईपीएफ सदस्य !
Dear EPF Members !!

- अपनी नवीनतम पासबुक कभी भी डाउनलोड / प्रिंट करें!
Download/Print your Updated Passbook anytime.
- अपना UAN कार्ड डाउनलोड / प्रिंट करें!
Download/ Print your UAN Card.
- अपने सदस्य खाते को UAN से जोड़ें!
List all your Member IDs to UAN.
- दावा हस्तांतरण करना व् देखना!
File and view Transfer Claims.
- अपनी KYC संबंधित जानकारी को सुधारना!
Update your KYC information.

This Portal can be best viewed in IE (7.0 and above), Firefox, Chrome and Opera browsers. ©2014, System powered by TCIL and VSPL

PROCESS 5: MEMBER e-Sewa (contd...)



Employees' Provident Fund Organisation, India
(A Statutory body under Ministry of Labour and Employment, Government of India)

Universal Account Number (UAN)
MEMBER e-SEWA


HOME DOWNLOAD PREVIOUS MEMBER ID TRANSFER CLAIM **PROFILE** FAQ CONTACT US LOGOUT

Welcome **MAHINDER KUMAR**
UAN **100005646038**

मोबाइल नंबर में परिवर्तन
Edit Mobile Number

Current Mobile Number: 9811183575

New Mobile Number*:

 Please type the characters shown in the text box (case-sensitive)


If you do not receive the PIN, please retry after 5 minute.

PIN has been sent to your new primary mobile number.

Enter Authorization PIN:

This Portal can be best viewed in IE (7.0 and above), Firefox, Chrome and Opera browsers. @2014, System powered by TCIL and VSPL

PROCESS 5: MEMBER e-Sewa (contd...)



Employees' Provident Fund Organisation, India
(A Statutory body under Ministry of Labour and Employment, Government of India)

Universal Account Number (UAN)
MEMBER e-SEWA

HOME DOWNLOAD PREVIOUS MEMBER ID TRANSFER CLAIM **PROFILE** FAQ CONTACT US LOGOUT


Welcome **MAHINDER KUMAR**
UAN **100005646038**

मोबाइल नंबर में परिवर्तन
Edit Mobile Number

Mobile Number Changed Successfully.

Current Mobile Number: 9810420912

New Mobile Number*:

YVXDPI  Please type the characters shown in the text box (case-sensitive)

GET PIN Click the button to get **Authorization PIN** on your **NEW** Primary Mobile number.

Enter Authorization PIN: **Submit**

This Portal can be best viewed in IE (7.0 and above), Firefox, Chrome and Opera browsers. @2014, System powered by TCIL and VSPL

PROCESS 5: MEMBER e-Sewa (contd...)



Employees' Provident Fund Organisation, India
(A Statutory body under Ministry of Labour and Employment, Government of India)

Universal Account Number (UAN)
MEMBER e-SEWA

[HOME](#) [DOWNLOAD](#) [PREVIOUS MEMBER ID](#) [TRANSFER CLAIM](#) [PROFILE](#) [FAQ](#) [CONTACT US](#) [LOGOUT](#)

Welcome **MAHINDER KUMAR**
UAN **100005646038**

अपनी KYC संबंधित जानकारी को सुधारे! Update your KYC Detail

सूचना प्रणाली से उपयुक्त अधिकारियों से सत्यापित किया जाएगा और जानकारी एसएमएस पर आप के लिए प्रदान किया जाएगा.
The information shall be verified from appropriate authorities by the system and information shall be provided to you over SMS.

*नोट: फाइलों के प्रकार jpg,gif,png,pdf को अपलोड किया जा सकता है. अधिकतम फाइल का आकार 300KB है .
*Note: files of type jpg,gif,png,pdf can be uploaded. Maximum file Size is upto 300 KB

UPDATE KYC INFORMATION

Select your KYC	Select KYC
Current Member id	Permanent Account Number
	AADHAAR
	Mobile
	Ration Card
	Passport
	Driving License
	Election Card
	Bank Account Number / IFSC
	National Population Register

Thank You

eMail us at: (i) v.ranganath@epfindia.gov.in
(ii) sanjay.kesari@epfindia.gov.in

Visit us at: www.epfindia.gov.in